

桌上車床之極品!! THE ULTIMATE OF BENCH LATHES



改良型

- 適用於小量生產，尺寸多樣化之零件加工。
- 頭部安裝5"三爪夾頭。
- 滑板進給以螺桿驅動。
- 橫向行程110mm，複刀座行程100mm。
- 4段主軸速度：557/894/1379/2364RPM
- 馬力2HP。

VERSION MODEL

- The version model is well suited for small lot production, with various sizes.
- Headstock mounted with 3 jaws scroll chuck, in stead of collet chuck. Chuck size 5".
- Slides driven by feed screw.
- Cross travel 110mm, lateral slide 100mm.
- 4 spindle speeds: 557/894/1379/2364 RPM.
- 2 HP motor.

PLC油壓自動車床 PLC Hydraulic Automatic Lathe


SDH-32A/B. SDH-45. SDH-52

機械油壓系統：

滑板油壓缸鑰式設計，滑板前後均為雙十字式，並做表面氮化處理，兩邊滑座可同時進刀或單邊進刀，進刀速度兩段，可做早送、快送進刀至加工物時，再進行慢速進刀之功能。尾座鑽孔時，同是快速接近加工物時，再進行慢速鑽孔。各滑板裝有強制潤滑給油裝置，本機可做連續自動切削加工，也可做二次自動加工，即附加震動盤自動送料。

HYDRAULIC SYSTEM

The slides are actuated by built-in hydraulic cylinder Front and rear slide is constructed in double cross, which surface is Nitrogen treated. Both slides may feed simultaneously or separately. Two speeds feed rate allows for fast traverse and slow down when tool approaches the workpiece. Drilling operation on tailstock may fast feed and slow down for drilling when drill bit approaches the workpiece. Forced lubrication system is employed on all slides. This machine may perform automatic continuous turning operations and automatic secondary machining when a vibration feeder is fitted.



雙油壓尾座(選購配備)
提供鑽孔，攻牙一次完成。

DOUBLE HYDRAULIC TAILSTOCKS(OPTIONAL)

Allows for drilling and tapping accomplished at a time.





上部切刀架V 1 (特別附件)

側移滑動式

- 此刀架除可做工件切斷用，還具車多溝，車外徑功能。
- 上下行程55mm。
- 側向行程45mm。

OVER CUTTER V1 (SPECIAL ACCESSORY)

Sliding lateral movement

- In addition to perform cut-off purpose, it also available for cutting multiple necks, turning outside diameter.
- Down stroke 55mm.
- Lateral stroke 45mm.



上部切刀架V 2 (特別附件)

固定式

- 此刀架具工件切斷，車單溝功能。
- 上下行程55mm。

OVER CUTTER V2 (SPECIAL ACCESSORY)

Fixed movement

- Performs cut-off, and cutting single neck.
- Down stroke 55mm.




零件加工例：

適用於大量生產零件之精密車床，如：電子、汽、機車、自行車、針車等。為部份典型代表例而已。

APPLICATION EXAMPLES:

Well suited for mass production of precision parts such as watch, camera, sewing machine, automobile, electronics, instruments, etc.



自動送料架 (特別附件)

長料可自動進給，節省每次加工入料之麻煩。
料管長3000mm。料管直徑隨各機型夾頭夾持能量而定。

AUTO BAR FEEDER (SPECIAL ACCESSORY)

Provides automatically feed bar stocks into collet, that eliminates hand loading of workpieces. Feeder length 3000 mm, Diameter varied with collet chucking capacity of each model.





車削加工。如鐘錶、相機、電
車、五金等零件。左圖所示僅

ion cutting parts of clock,
hine, motorcycle, bicycle,
ument.....etc.



手動彈性夾持裝置

此裝置提供工件快速又方便之夾緊或卸放，不必停止馬達運轉。適合各類型彈性夾頭。

頭部


- 裝置彈性夾持機構。
- 頭部可安裝油壓式三爪夾頭，空壓式三爪夾頭，空油壓迴轉氣缸，普通三爪夾頭，及內夾式彈性夾頭，上部切刀架。

HAND LEVER COLLET CLOSER

Designed to takes various collets, the collet closer provides faster chucking without stopping the lathe.

HEADSTOCK

- Built with collet closer for nonstop chucking.
- Available to be mounted with hydraulic power chuck...Pneumatic power chuck...3 jaws scroll chuck...rotating cylinder.... Reverse chucking collets clamping from the inner diameter..... Over cutter.



雙副滑板(前、後滑板)

- 前副滑板裝有 2 個刀架。
- 後副滑板裝有 1 個刀架。
- 前副滑板可做 360° 傾斜角度調整。
- 刀架互換簡單，並可依加工需要加裝刀架。

DOUBLE CROSS SLIDE (front and rear)

- Front cross slide equipped with 2 tool holders. Rear cross slide equipped with 1 tool holder.
- Front cross slide may be swivelled 360°
- Tool holder is easily interchanged for various application.



彈性夾頭(特別附件)

照片所示為典型彈性夾頭。特殊彈性夾頭可另行指定。訂購時請指明尺寸。

COLLETS (SPECIAL ACCESSORY)

- Picture shown are typical collets, special collets are available upon request.

氣壓自動夾持裝置(特別附件)

- 有腳踏或手動開關控制供選擇。
- 具工件計數功能。

PNEUMATICALLY AUTOMATIC COLLET CHUCKING DEVICE (SPECIAL ACCESSORY)

- Choice of foot or hand switch control
- Has parts counting function.

高速精密桌上車床 HIGH SPEED PRECISION BENCH LATHE

SD-15




此機型為昇岱桌上車床中之最小機種

- 彈性夾頭最大夾持能力：
 - 圓形●：φ 15mm
 - 四角形■：10mm
 - 六角形●：12mm
- 最長加工長度：70mm
- 3段主軸速度：1118/1720/2800RPM
- 馬力 1HP

THE SMALLEST MODEL AMONG SENDAY BENCH LATHES

- **MAXIMUM CHUCKING CAPACITY:**
 - BAR STOCK●：φ 15mm
 - SQUARE■：10mm
 - HEXAGONAL●：12mm
- Turning length up to 70mm
- 3 spindle speeds:1118/1720/2800 RPM
- 1 HP motor

SD-25A/B



SD-25 (普通型) 三段主軸速度 SD-25 (BASIC TYPE) 3 spindle speeds

彈性夾頭最大夾持能力：

- 圓形●：φ 25mm
- 四角形■：18mm
- 六角形●：22mm
- 最長加工長度：80mm
- SD-25 (普通型) 主軸速度 3 段：1050/1720/2800RPM
- 馬力 2HP

MAXIMUM CHUCKING CAPACITY:

- BAR STOCK●：φ 25mm
- SQUARE■：18mm
- HEXAGONAL●：22mm
- Turning length up to 80mm.
- SD-25 (BASIC TYPE): 3 spindle speeds:1050/1720/2800 RPM

SD-25A/B



SD-25 (強力型) 六段主軸速度 SD-25 (POWERFUL TYPE) 6 spindle speeds

- SD-25 (POWERFUL TYPE): 6 spindle speeds:
775/1260/2050/1443/2345/3910 RPM
- 2 HP motor

SD-32A/B



- 彈性夾頭最大夾持能力：
 - 圓形●：φ 32mm
 - 四角形■：22mm
 - 六角形●：27mm
- 最長加工長度：100mm
- 4 段主軸速度：636/1020/1575/2656RPM
- 馬力 2HP

- **MAXIMUM CHUCKING CAPACITY:**
 - BAR STOCK ●：φ 32mm
 - SQUARE ■：22mm
 - HEXAGONAL ●：27mm
- Turning length up to 100mm.
- 4 spindle speeds:636/1020/1575/2656 RPM
- 2 HP motor

SD-45



- 彈性夾頭最大夾持能力：
 - 圓形●：φ 45mm
 - 四角形■：32mm
 - 六角形●：38mm
- 最長加工長度：100mm
- 4 段主軸速度：557/894/1379/2364RPM
- 馬力 2HP

- **MAXIMUM CHUCKING CAPACITY:**
 - BAR STOCK ●：φ45mm
 - SQUARE ■：32mm
 - HEXAGONAL ●：38mm
- Turning length up to 100mm.
- 4 spindle speeds:557/894/1379/2364 RPM
- 2 HP motor

SD-52



此機型為昇岱桌上車床中之最大機種

- 彈性夾頭最大夾持能力：
 - 圓形●：φ 50mm
 - 四角形■：37mm
 - 六角形●：45mm
- 最長加工長度：100mm
- 4 段主軸速度：557/894/1379/2364RPM
- 馬力 2HP

THE BIGGEST MODEL AMONG SENDAY BENCH LATHES

- **MAXIMUM CHUCKING CAPACITY:**
 - BAR STOCK ●：φ52mm
 - SQUARE ■：37mm
 - HEXAGONAL ●：45mm
- Turning length up to 100mm
- 4 spindle speeds:557/894/1379/2364 RPM
- 2 HP motor

■規格: Specifications

機 型 model		SD-15	SD-25	SD-32	SD-45	SD-52
彈性夾頭 夾持能力 Maximum chucking capacity (mm)	圓 形 Bar stock ●	φ 15	φ 25	φ 32	φ 45	φ 50
	四 角 形 Square ■	10	18	22	32	37
	六 角 形 Hexagonal ▲	12	22	27	38	45
主軸迴轉速度 Spindle speeds (RPM)		(3 速 speeds) 1118/1720/2800	(3 速 speeds) 1050/1720/2800	(4 速 speeds) 636/1020/1575/2656	(4 速 speeds) 557/894/1379/2364	(4 速 speeds) 557/894/1379/2364
刀架滑板 Tool holder slides (mm)	主滑板最大行程 (前後) Maximum main slide travel (Forward and backward)	75	110	110	110	110
	前副滑板最大行程 Maximum front cross slide travel	76	75	100	100	100
	前副滑板傾斜角度 Front cross slide swivels	360°	360°	360°	360°	360°
	後副滑板最大行程 Maximum rear cross slide travel	60	60	100	100	100
	後副滑板可調距離 Lateral adjustment of rear cross slide	35	60	60	60	60
尾 座 Tailstock (mm)	尾座軸外徑 Tailstock spindle dia.	φ 20	φ 30	φ 38	φ 38	φ 38
	尾座軸內孔孔度 Tailstock spindle taper	MT. NO. 1	MT. NO. 2	MT. NO. 3	MT. NO. 3	MT. NO. 3
	尾軸行程 Tailstock spindle travel	82	100	100	100	100
床面至中心高度 Base to centers high (mm)		100	126	168	168	168
兩中心距離 Distance between centers(mm)		160	270	270	270	270
馬 達 Motor (HP)		1HP	2HP	2HP	2HP	2HP
機械尺寸 (長×寬×高) Machine dimensions (LXWXH) mm		680×380×950	1070×450×1100	1090×480×1100	1090×480×1100	1090×480×1100
淨 重 Net weight (kgs)		135	240	360	410	410
裝箱尺寸 (長×寬×高) Packing dimensions (LXWXH) mm		1 台 850×550×1170 2 台 970×850×1170	1090×600×1320	1100×700×1320	1100×700×1320	1100×700×1320

★本型錄為提供客戶訂購參考用，若遇設計及規格變更，恕不另外通知。
Design & specifications are subject to change without prior notice.

標準附件： STANDARD ACCESSORIES:

- 夾頭斜柄 1 支
Chuck arbor 1 pc
- 調整工具 1 組
Adjusting tool 1 set
- 潤滑油 1 瓶
Lubricant 1 bottle
- 彈性夾頭 1 個
Collet chuck 1 pc

特別附件： SPECIAL ACCESSORIES:

- 上部切刀架 V1
Over cutter V1
- 上部切刀架 V2
Over cutter V2
- 自動送料架
Auto bar feeder
- 冷卻裝置
Coolant equipment
- 彈性夾頭
Various collet chuck
- 氣壓自動夾持裝置
Pneumatically automatic
collet chucking device



專利號碼：
ZL 200420087625.8
ZL 01280098.8

專利號碼：
新型第203725號
新型第M260344號

CE ISO 9001

昇岱實業有限公司

SENDAY ENTERPRISE CO., LTD.

412 台中縣大里市工業 14 路 30 號

NO.30, INDUSTRIAL 14 ROAD, TA-LI CITY,

TAICHUNG 412 TAIWAN.

TEL:04-22714090 (代表號Ref) FAX:04-22711418

E-mail:senday@ms12.hinet.net

http://www.senday.com.tw

佛山市生岱精密機械有限公司

廣東省佛山市高明區滄江工業園楊梅南區

TEL:86-757-8885 8078 (代表)

FAX:86-757-8885 8070

手機:86-13928-533366

宏岱機械五金有限公司

廣東省東莞市長安鎮沙頭靖海中路20號2樓

TEL:86-769-8176 0781-2

FAX:86-769-8176 0783

手機:86-13609-690672