油壓滾通式滾牙機系列

特 性 Features

- 滾通固定兩用：機台裝有微動感應開關，可以任意調整滾牙時間及工件滾通定長。
- 油壓力道強勁：滑板(右邊牙輪)採用油壓驅動，定位精準，力道強勁不失真。
- 結構堅強：機身採用FC-25高強韌鑄鐵，經調質回火堅固耐用。
- 進退運動穩定：方型軌道設計的進退滑板，在高週波表面硬化後再精工研磨使滑板施壓滾牙中定位精準，不會躍升鬆動，不易磨損。
- 完全傳動：渦桿經熱處理後再經牙部研磨，配合上磷青銅渦輪使渦輪、渦桿更密切配合，傳動更為順暢，無噪音。
- 特別適用於長條螺絲，歐姆螺桿，滾造級滾珠螺桿，及機械、五金工具、汽機車零件的螺紋轉造加工。

* Thru feed and in feed both available : The rolling time and rolling length are adjustable by limited switches with "hydraulic thru feed type" thread rolling machines.
* Powerful rolling pressure : the slide way feeding is driven by hydraulic unit which is ensured accurate position, and avoided the distortion of feeding power.
* Solid structure: Heat treatment of high tension cast iron FC-25 frame is durable.
* Steady feed motion : square rail slide cased and accurately ground can avoid the jumping, vibration, and wear away.
* Perfect transmission : heat-treat and thread-ground worm with phosphoric bronze worm wheel gear completely and smooth.
* Specially suitable for : long length screws, ACME screws, Ball screws, machine parts, tool and automobile / motorcycle parts.

加 工 實 例 Processing Examples

HYDRAULIC THRU FEED ROLLING MACHINES

UM-120/120A, UM-100 規格 SPECIFICATION:

能率 Capacity / 形式 Model				UM-120 / 120A	UM-100
滾製螺絲外徑		Work piece diameter (mm)		ø10 ~ ø120	ø10 ~ ø100
節距範圍		Axial pitch for ISO threads (mm)		1.0P ~ 12.0P	1.0P ~ 10.0P
滾製長度	固定式	Length of thread rolling (mm)	In feed	200 / 300 (120A)	200
	滾通式		Thru feed	無限長 no limited	
滾輪轉數	Spindle speed (rpm)	變頻主軸	Variable speed	15 ~ 40	20 ~ 50
滾牙輪	外徑	Thread rolling die (mm)	Diameter	ø300 MAX	ø250 MAX
	內孔		Bore	ø110	ø110
	厚度		Length	70,100,150,200,300 (120A)	70 , 100 , 150 , 200
	鍵槽		Keyway	25 x 7	
滾輪軸行程間距		Distance of the rolling spindles (mm)		230 ~ 380	200 ~ 350
滾製量		Output (pieces/min)		2 ~ 10	
滾輪軸傾角		Swivel of roll-axis		±6°	
滾輪軸馬力		Main power motor		50 HP (37.5 kw)	40 HP (29.8 kw)
油壓馬力		Hydraulic motor		10 HP (7.5 kw)	10 HP (7.5 kw)
最高滾製壓力		Max rolling pressure (ton)		120	100
淨重		Net weight (kg)		13500	11500
毛重(裝箱)		Gross weight (kg)		14100	12100
佔地面積		Operation required space (mm)		3000 x 3800 x 2000	3000 x 2230 x 2000
裝箱尺寸		Shipping measurement		40 feet container (40呎貨櫃)	20 feet container (20呎貨櫃)

油壓滾通式滾牙機系列

UM-75A / UM-75 規格 SPECIFICATION:

能率 Capacity		形式 Model		UM-75A	UM-75
滾製螺絲外徑		Work piece diameter (mm)		ø10 ~ ø75	
節距範圍		Axial pitch for ISO threads (mm)		1.0P ~ 10.0P	
滾製長度	固定式	Length of thread rolling (mm)	In feed	200	148
	滾通式		Thru feed	無限長 no limited	
滾輪轉數		Spindle speed (rpm)		20 ~ 50（變頻主軸）variable speed	
滾牙輪	外徑	Thread rolling die (mm)	Diameter	ø250	ø200
	內孔		Bore	ø85	ø70
	厚度		Length	70 , 100 , 150 , 200	35 , 70 , 100 , 150
	鍵槽		Keyway	18 x 9	14 x 7
滾輪軸行程間距		Distance of the rolling spindles (mm)		300 ~ 220	275 ~ 195
滾製量		Output (pieces/min)		4 ~ 20	
滾輪軸傾角		Swivel of roll-axis		±6°	
滾輪軸馬力		Main power motor		30 HP	25 HP
油壓馬力		Hydraulic motor		10 HP	7 1/2 HP
最高滾製壓力		Max rolling pressure (ton)		60	
淨重		Net weight (kg)		6000	
毛重(裝箱)		Gross weight (kg)		6300	
佔地面積		Operation required space (mm)		2600 x 2200 x 2100	
裝箱尺寸		Shipping measurement		20 feet container（20呎貨櫃）	

HYDRAULIC THRU FEED ROLLING MACHINES

UM-50A / UM-50 規格 SPECIFICATION:

能率 Capacity		形式 Model		UM-50A	UM-50
滾製螺絲外徑		Work piece diameter (mm)		ø6 ~ ø50	
節距範圍		Axial pitch for ISO threads (mm)		1.0P ~ 6.35P	
滾製長度	固定式	Length of thread rolling (mm)	In feed	148	
	滾通式		Thru feed	無限長 no limited	
滾輪轉數		Spindle speed (rpm)		25 ~ 55（變頻主軸）variable speed	
滾牙輪	外徑	Thread rolling die (mm)	Diameter	ø200	ø180
	內孔		Bore	ø70	ø54
	厚度		Length	35 , 70 , 100 , 150	
	鍵槽		Keyway	14 x 7	10 x 5
滾輪軸行程間距		Distance of the rolling spindles (mm)		155 ~ 255	
滾製量		Output (pieces/min)		4 ~ 20	
滾輪軸傾角		Swivel of roll-axis		±7°	
滾輪軸馬力		Main power motor		15 HP（11 kw）	
油壓馬力		Hydraulic motor		5 HP（3.7 kw）	
最高滾製壓力		Max rolling pressure (ton)		40	
淨重		Net weight (kg)		3250	
毛重(裝箱)		Gross weight (kg)		3500	
佔地面積		Operation required space (mm)		1800 x 2300 x 2000	
裝箱尺寸		Shipping measurement (mm)		1800 x 2270 x 2230	



油壓滾通式滾牙機系列

UM-40A / UM-40 規格 SPECIFICATION:

能率 Capacity		形式 Model		UM-40A	UM-40
滾製螺絲外徑		Work piece diameter (mm)		ø6 ~ ø40	
節距範圍		Axial pitch for ISO threads (mm)		0.8P ~ 4.0P	
滾製長度	固定式	Length of thread rolling (mm)	In feed	148	
	滾通式		Thru feed	無限長 no limited	
滾輪轉數		Spindle speed (rpm)		30 , 45 , 55	
滾牙輪	外徑	Thread rolling die (mm)	Diameter	ø180	ø150
	內孔		Bore	ø54	
	厚度		Length	35 , 70 , 100 , 150	
	鍵槽		Keyway	10 x 5	
滾輪軸行程間距		Distance of the rolling spindles (mm)		155 ~ 230	125 ~ 200
滾製量		Output (pieces/min)		4 ~ 20	
滾輪軸傾角		Swivel of roll-axis		±4°	
滾輪軸馬力		Main power motor		10 HP (7.5 kw)	
油壓馬力		Hydraulic motor		5 HP (3.7 kw)	
最高滾製壓力		Max rolling pressure (ton)		27	
淨重		Net weight (kg)		2300	
毛重(裝箱)		Gross weight (kg)		2500	
佔地面積		Operation required space (mm)		2100 x 1400 x 1800	
裝箱尺寸		Shipping measurement (mm)		2210 x 1510 x 2100	

HYDRAULIC THRU FEED ROLLING MACHINES

UM-30 規格 SPECIFICATION:

能率 Capacity		形式 Model		UM-30
滾製螺絲外徑		Work piece diameter (mm)		ø5 ~ ø30
節距範圍		Axial pitch for ISO threads (mm)		0.8P ~ 3.5P
滾製長度	固定式	Length of thread rolling (mm)	In feed	70
	滾通式		Thru feed	無限長 no limited
滾輪轉數		Spindle speed (rpm)		30 ~ 65 (變頻主軸) variable speed
滾牙輪	外徑	Thread rolling die (mm)	Diameter	ø150 MAX
	內孔		Bore	ø54
	厚度		Length	35 , 70
	鍵槽		Keyway	10 x 5
滾輪軸行程間距		Distance of the rolling spindles (mm)		142 ~ 185
滾製量		Output (pieces/min)		4 ~ 20
滾輪軸傾角		Swivel of roll-axis		±7°
滾輪軸馬力		Main power motor		5 HP (3.7 kw)
油壓馬力		Hydraulic motor		3 HP (2.2 kw)
最高滾製壓力		Max rolling pressure (ton)		17
淨重		Net weight (kg)		1210
毛重(裝箱)		Gross weight (kg)		1370
佔地面積		Operation required space (mm)		1900 x 1250 x 1400
裝箱尺寸		Shipping measurement (mm)		1800 x 1450 x 1650



油壓滾通式滾牙機系列

UM-16 規格 SPECIFICATION:

能率 Capacity		形式 Model		UM-16
滾製螺絲外徑		Work piece diameter (mm)		ø2 ~ ø16
節距範圍		Axial pitch for ISO threads (mm)		0.4P ~ 2.0P
滾製長度	固定式	Length of thread rolling (mm)	In feed	40
	滾通式		Thru feed	無限長 no limited
滾輪轉數		Spindle speed (rpm)		30 ~ 65 (變頻主軸) variable speed
滾牙輪	外徑	Thread rolling die (mm)	Diameter	ø100 MAX
	內孔		Bore	ø50.5
	厚度		Length	10 , 15 , 30 , 40
	鍵槽		Keyway	8 x 4
滾輪軸行程間距		Distance of the rolling spindles (mm)		90 ~ 120
滾製量		Output (pieces/min)		8 ~ 30
滾輪軸傾角		Swivel of roll-axis		±6°
滾輪軸馬力		Main power motor		3 HP (2.2 kw)
油壓馬力		Hydraulic motor		2 HP (1.5 kw)
最高滾製壓力		Max rolling pressure (ton)		6
淨重		Net weight (kg)		600
毛重(裝箱)		Gross weight (kg)		700
佔地面積		Operation required space (mm)		1400 x 1050 x 1200
裝箱尺寸		Shipping measurement (mm)		1430 x 1150 x 1400

三輪式滾牙機系列 3-DIE ROLLING MACHINES

特 性 Features

- 專為管狀螺紋工件設計，以等三角支撐原理，進行加工，以確保真圓度。
- 以等三角支撐方式滾牙可提高工件真圓度、同心度、垂直度。
- 機台採用油壓電器驅動，操作簡單，施壓力量強大。
- 傳動齒輪經熱處理後而行齒面研磨，不但清除噪音，持久耐用，傳動無間隙。
- 特別適用於中空管狀螺紋加工，如油管接頭，自行車，汽機車零件，散熱管，鷹架牙管 … 等產品滾牙加工。

* Specially designed for tubular processing. Equilateral triangle supports running to assure the roundness.
* Equilateral triangle supports rolling for improving roundness, concentricity and vertical degree.
* Driving by hydraulic unit : featuring in easy operation and powerful pressure.
* The transmission gear with grinding shape : featuring in noise-free, durable and precise transmission.
* Particularly applied to the tubular thread processing, such as oil connectors, bicycle, automobile and motor vehicle parts, radiating pipe etc.

加 工 實 例 Processing Examples

三輪式滾牙機系列



UM-3DG / UM-3DL 規格 SPECIFICATION:

能率 Capacity		形式 Model		UM-3DG	UM-3DL
滾製螺絲外徑		Work piece diameter (mm)		ø40 ~ ø100	ø27 ~ ø90
節距範圍		Axial pitch for ISO threads (mm)		0.8P ~ 4.0P	1.0P ~ 6.0P
滾製長度	固定式	Length of thread rolling (mm)	In feed	98	68
	滾通式		Thru feed	無限長 no limited	
滾輪轉數		Spindle speed (rpm)		80、130、190、270	150、240、370、500
滾牙輪	外徑	Thread rolling die (mm)	Diameter	ø200	ø150
	內孔		Bore	ø70	ø54
	厚度		Length	70 , 100	35 , 70
	鍵槽		Keyway	14 x 7	10 x 5
滾輪軸行程間距		Distance of the rolling spindles (mm)		190 ~ 300	150 ~ 240
滾製量		Output (pieces/min)		2 ~ 8	4 ~ 15
滾輪軸傾角		Swivel of roll-axis		±4°	±3°
滾輪軸馬力		Main power motor		25 HP 6P (18.75 kw)	10 HP 6P (7.5 kw)
油壓馬力		Hydraulic motor		10 HP (7.5 kw)	5 HP (3.7 kw)
最高滾製壓力		Max rolling pressure (ton)		40	17
淨重		Net weight (kg)		7100	2450
毛重(裝箱)		Gross weight (kg)		7300	2650
佔地面積		Operation required space (mm)		2300 x 2300 x 2100	1700 x 2000 x 2100
裝箱尺寸		Shipping measurement (mm)		2270 x 2300 x 2300	2210 x 1800 x 2240

3-DIE ROLLING MACHINES

UM-3DX 規格 SPECIFICATION:

能率 Capacity		形式 Model		UM-3DX
滾製螺絲外徑		Work piece diameter (mm)		ø18 ~ ø60
節距範圍		Axial pitch for ISO threads (mm)		1.0P ~ 6.0P
滾製長度	固定式	Length of thread rolling (mm)	In feed	48
	滾通式		Thru feed	無限長 no limited
滾輪轉數		Spindle speed (rpm)		260 , 385 , 495
滾牙輪	外徑	Thread rolling die (mm)	Diameter	ø120
	內孔		Bore	ø40
	厚度		Length	25 , 50
	鍵槽		Keyway	8 x 4
滾輪軸行程間距		Distance of the rolling spindles (mm)		105 ~ 190
滾製量		Output (pieces/min)		4 ~ 25
滾輪軸傾角		Swivel of roll-axis		±3°
滾輪軸馬力		Main power motor		5 HP 6P (3.7 kw)
油壓馬力		Hydraulic motor		3 HP (2.2 kw)
最高滾製壓力		Max rolling pressure (ton)		12
淨重		Net weight (kg)		1300
毛重(裝箱)		Gross weight (kg)		1450
佔地面積		Operation required space (mm)		1500 x 1400 x 1600
裝箱尺寸		Shipping measurement (mm)		1500 x 1500 x 1760

三輪式滾牙機系列

UM-3DU 立式 (Vertical type)

UM-3D / UM-3DU 規格 SPECIFICATION:

能率 Capacity		形式 Model		UM-3D	UM-3DU
滾製螺絲外徑		Work piece diameter (mm)		ø9 ~ ø40	ø9 ~ ø30
節距範圍		Axial pitch for ISO threads (mm)		0.5P ~ 2.5P	0.5P ~ 2.0P
滾製長度	固定式	Length of thread rolling (mm)	In feed	38	
	滾通式		Thru feed	無限長 no limited	300
滾輪轉數		Spindle speed (rpm)		350 , 600	300 ~ 650 (變頻主軸)
滾牙輪	外徑	Thread rolling die (mm)	Diameter	ø80	
	內孔		Bore	ø25.4	
	厚度		Length	20 , 40	
	鍵槽		Keyway	1/4 x 1/8	
滾輪軸行程間距		Distance of the rolling spindles (mm)		90 ~ 55	
滾製量		Output (pieces/min)		4 ~ 25	5 ~ 20
滾輪軸傾角		Swivel of roll-axis		±3°	±3°
滾輪軸馬力		Main power motor		2HP (1.5 kw)	2HP 6P (1.5 kw)
油壓馬力		Hydraulic motor		2HP (1.5 kw)	2HP (1.5 kw)
最高滾製壓力		Max rolling pressure (ton)		6	6
淨重		Net weight (kg)		570	650
毛重(裝箱)		Gross weight (kg)		650	800
佔地面積		Operation required space (mm)		1150 x 1000 x 1400	1300 x 1100 x 1500
裝箱尺寸		Shipping measurement (mm)		1180 x 1000 x 1510	1500 x 1200 x 1800 (含油盤)

三輪式CNC滾牙機
3-DIE CNC THREAD ROLLING MACHINE

UM-3DX CNC 規格 SPECIFICATION:

能率 Capacity		形式 Model		UM-3DX CNC	
滾製螺絲外徑		Work piece diameter (mm)		ø18 ~ ø60	ø9 ~ ø40
節距範圍		Axial pitch for ISO threads (mm)		1.0P ~ 6P	0.5P ~ 2.5P
滾製長度	固定式	Length of thread rolling (mm)	In feed	50	40
	滾通式		Thru feed	500	
滾輪轉數		Spindle speed (rpm)		220 , 360 , 560 , 750	
滾牙輪	外徑	Thread rolling die (mm)	Diameter	ø119	ø80
	內孔		Bore	ø40	ø25.4 (選配 opt.)
	厚度		Length	25 , 50	20 , 40
	鍵槽		Keyway	8 x 4	1/4 x 1/8
滾輪軸行程間距		Distance of the rolling spindles (mm)		105 ~ 190	
滾製量		Output (pieces/min)		4 ~ 25	
滾輪軸傾角		Swivel of roll-axis		±3°	
滾輪軸馬力		Main power motor		3.9 kw (伺服馬達，Servo motor)	
牙輪進給馬達		Roller feed motor		1.7 kw (伺服馬達，Servo motor)	
最高滾製壓力		Max rolling pressure (Nm)		12 (滾珠螺桿，Ball screw ø55)	
淨重		Net weight (kg)		1700	
毛重(裝箱)		Gross weight (kg)		1800	
佔地面積		Operation required space (mm)		1420 x 1100 x 1292	
裝箱尺寸		Shipping measurement (mm)		1600 x 1700 x 2230	

UM-3DX CNC 立式 (Vertical type)

凸輪式滾牙機系列

特 性 Features

- UM-20採用機械凸輪(cam)式進刀施給壓力，完成滾牙的動作，確保進刀定位精準性。
- 配置精密的渦桿渦輪組合，傳動穩定，無間隙過大的問題，確保螺絲精度。
- 裝配精密傳動齒輪，經研磨後，不但清除噪音，持久耐用，傳動無間隙。
- 鳩尾斜度形滑板，進給滾牙時，不鬆動，不躍升，不易磨損。
- UM-12採用簡易偏心式進刀施給壓力，操作簡單，精巧玲瓏，最為適合小螺絲，壓花紋之使用。
- 一般常用之螺絲，自行車，汽機車及小家電軸心，事務機器零件，相當適用本系列滾牙機加工。

* UM-20 adopt mechanical cam feed to complete rolling motion, and to ensure precise feed positioning.
* The precise worm shaft and worm gear: keep steady transmission, and the accuracy of thread profile.
* Precise transmission grinding type gear shape: noise-free, durable, transmission operates precisely, and no extra space when transmission.
* Dove tail-type slide: assuring that jumping, vibration, and wear will not happen during rolling process.
* UM-12 adopts eccentricity feeding: featuring easy operation and smart design, suitable for small screws and knurling patterns.
* Designed for the thread rolling of standard screws, bicycle parts, automobile parts, small household electric appliances and various machinery parts.

加 工 實 例 Processing Examples

CAM ROLLING MACHINES

UM-20 規格 SPECIFICATION:

能率 Capacity		形式 Model		UM-20
滾製螺絲外徑		Work piece diameter (mm)		ø4 ~ ø20
節距範圍		Axial pitch for ISO threads (mm)		0.7P ~ 2.5P
滾製長度		Length of thread rolling (mm)		48 MAX
滾輪轉數		Spindle speed (rpm)		45
滾牙輪	外徑	Thread rolling die (mm)	Diameter	ø120 MAX
	內孔		Bore	ø40
	厚度		Length	25 , 50
	鍵槽		Keyway	8 x 4
滾輪軸行程間距		Distance of the rolling spindles (mm)		110 ~ 145
滾製量		Output (pieces/min)		9 ~ 30
滾輪軸馬力		Main power motor		3 HP (2.2 kw)
淨重		Net weight (kg)		780
毛重(裝箱)		Gross weight (kg)		850
佔地面積		Operation required space (mm)		1300 x 1050 x 1200
裝箱尺寸		Shipping measurement (mm)		1330 x 1120 x 1360

凸輪式滾牙機系列

UM-12 規格 SPECIFICATION:

能率 Capacity		形式 Model		UM-12
滾製螺絲外徑		Work piece diameter (mm)		ø2 ~ ø12
節距範圍		Axial pitch for ISO threads (mm)		0.4P ~ 1.75P
滾製長度		Length of thread rolling (mm)		30 MAX
滾輪轉數		Spindle speed (rpm)		25 ~ 35 (變頻主軸) variable speed
滾牙輪	外徑	Thread rolling die (mm)	Diameter	ø100 MAX
	內孔		Bore	ø50.5
	厚度		Length	10 , 15 , 30
	鍵槽		Keyway	8 x 4
滾輪軸行程間距		Distance of the rolling spindles (mm)		95 ~ 120
滾製量		Output (pieces/min)		15 ~ 30
滾輪軸馬力		Main power motor		3 HP (2.2 kw)
淨重		Net weight (kg)		350
毛重(裝箱)		Gross weight (kg)		450
佔地面積		Operation required space (mm)		610 x 950 x 950
裝箱尺寸		Shipping measurement (mm)		800 x 1100 x 1200

漸開線花鍵(固定齒)滾齒機系列 SERRATION GEAR ROLLING MACHINES

特 性 Features

- 漸開線花鍵（固定齒）滾齒機，裝上空壓平移式頂心座滾製漸開線花鍵（固定齒），以確保齒形穩定，工件的同心度與垂直度。
- 依客戶需求製造以滾牙機為主，工件治具為輔的專用型滾齒機。
- 利用滾牙機轉造功能，滾出固定齒，滾直齒，滾十字花，滾光，油溝都可以加工。

* The serration gear rolling machine equipped with pneumatic center stand. The stable tooth shape, the concentricity and verticality of work piece can be ensured after the rolling progress.
* The thread rolling machines & the necessary tools can be special design according to the customers' requirements.
* Suitable for serration gears, the straight knurling, diamond knurling, polishing or grooving parts.

加 工 實 例 Processing Examples

漸開線花鍵(固定齒)滾齒機系列

油壓平移式頂心座(選配)

UM-50H 規格 SPECIFICATION:

能率 Capacity / 形式 Model				UM-50H
滾製花鍵外徑	Work piece diameter (mm)			ø6 ~ ø50
齒距範圍	pitch (mm)			0.8P ~ 6.0P M:0.3 ~ M:1.5
滾製長度	Length of thread rolling (mm)			98 MAX
滾輪轉數	Spindle speed (rpm)			15 , 20 , 30 , 45 , 60 , 70
滾牙輪	外徑	Thread rolling die (mm)	Diameter	ø200 MAX
	內孔		Bore	ø70
	厚度		Length	35 , 70 , 100
	鍵槽		Keyway	14 x 7
滾輪軸行程間距	Distance of the rolling spindles (mm)			155 ~ 255
滾製量	Output (pieces/min)			4 ~ 15
滾輪軸馬力	Main power motor			10 HP 6P (7.5 kw)
油壓馬力	Hydraulic motor			5 HP (3.7 kw)
最高滾製壓力	Max rolling pressure (ton)			40
淨重	Net weight (kg)			4050
毛重(裝箱)	Gross weight (kg)			4450
佔地面積	Operation required space (mm)			1900 x 2500 x 2000
裝箱尺寸	Shipping measurement (mm)			2200 x 1950 x 2240

SERRATION GEAR ROLLING MACHINES

UM-35H 規格 SPECIFICATION:

能率 Capacity / 形式 Model				UM-35H
滾製花鍵外徑	Work piece diameter (mm)			ø5 ~ ø35
齒距範圍	pitch (mm)			0.8P ~ 3.0P M:0.3 ~ M:0.75
滾製長度	Length of thread rolling (mm)			148 MAX
滾輪轉數	Spindle speed (rpm)			25 , 35 , 45
滾牙輪	外徑	Thread rolling die (mm)	Diameter	ø150 MAX
	內孔		Bore	ø54
	厚度		Length	35 , 70 , 100 , 150
	鍵槽		Keyway	10 x 5
滾輪軸行程間距	Distance of the rolling spindles (mm)			145 ~ 180
滾製量	Output (pieces/min)			6 ~ 24
滾輪軸馬力	Main power motor			7 1/2 HP (5.5 kw)
油壓馬力	Hydraulic motor			5 HP (3.7 kw)
最高滾製壓力	Max rolling pressure (ton)			17
淨重	Net weight (kg)			1450
毛重(裝箱)	Gross weight (kg)			1700
佔地面積	Operation required space (mm)			2000 x 1950 x 1800
裝箱尺寸	Shipping measurement (mm)			2150 x 1600 x 2050

空壓平移式頂心座

二輪全伺服滾牙機系列

特 性 Features

- 利用伺服馬達驅動，可隨時變換主軸方向、轉速。
- 右牙輪滑板同樣使用伺服馬達進給，可分段進刀、停留進刀，保護牙輪使工件不易變形！
- 對話式程式，操作容易、方便修改；加工程式可記憶每組牙輪參數。
- 可固定滾牙、滾通滾牙、頂心滾齒，多用途使用！
- 牙距較大、牙深較深時，伺服滾牙機是最好的選擇！
- 台身、鑄件採用FC-25高強韌鋼鐵，經回火調質堅固耐用！

* Both shafts are driven by servo motors which are able to change rolling direction and speed during thread rolling progress.
* The feeding of right roller is driven by servo motor, the feeding and stay time can be divided for several stages. It is good for extend the roller life and prevent the deform of work piece.
* The conversational program is easier to operate, adjustment, and input the thread roll data.
* CNC thread rolling machines are the choice for larger pitches & deeper detph work pieces.
* The machine bases are FC-25 casting steel.

加 工 實 例 Processing Examples



機器手臂 (Robot Arm) + UM-50A CNC

2-ROLL CNC THREAD ROLLING MACHINES

UM-50ACNC 規格 SPECIFICATION:

能率 Capacity		形式 Model		UM-50ACNC
滾製螺絲外徑		Work piece diameter (mm)		ø6 ~ ø50
節距範圍		Axial pitch for ISO threads (mm)		1.0P ~ 10.0P (M0.5 ~ M3.0)
滾製長度	固定式	Length of thread rolling (mm)	In feed	148
	滾通式		Thru feed	無限長 no limited
滾輪轉數		Spindle speed (rpm)		1 ~ 80 (伺服馬達控制可自由設定)
滾牙輪	外徑	Thread rolling die (mm)	Diameter	ø200 MAX
	內孔		Bore	ø70
	厚度		Length	35 , 50 , 70 , 100 , 150
	鍵槽		Keyway	14 x 7
滾輪軸行程間距		Distance of the rolling spindles (mm)		190 ~ 250
滾製量		Output (pieces/min)		1 ~ 12
滾輪軸傾角		Swivel of roll-axis		±4°
主軸馬力		Roller shaft motor		7.5 kw x 2 axis (伺服馬達，Servo motor)
右牙輪進給馬達		Right roller feeding motor		7.5 kw (伺服馬達，Servo motor)
右牙輪進給推力		Right roller feeding power (Nm)		30 (滾珠螺桿，Ball screw ø120)
淨重		Net weight (kg)		3600
毛重(裝箱)		Gross weight (kg)		3850
佔地面積		Operation required space (mm)		2200 x 2000 x 2100
裝箱尺寸		Shipping measurement (mm)		2200 x 2300 x 2300

Servo motor roller shaft

伺服馬達雙主軸

Roller feed by servo motor



伺服馬達進給

二輪全伺服滾牙機系列

Dialogue CNC controller

對話CNC控制

Center holder



頂心座加工

UM-40ACNC 規格 SPECIFICATION:

能率 Capacity		形式 Model		UM-40ACNC
滾製螺絲外徑		Work piece diameter (mm)		ø6 ~ ø40
節距範圍		Axial pitch for ISO threads (mm)		1.0P ~ 10.0P (M0.5 ~ M3.0)
滾製長度	固定式	Length of thread rolling (mm)	In feed	148
	滾通式		Thru feed	無限長 no limited
滾輪轉數		Spindle speed (rpm)		1 ~ 80 (伺服馬達控制可自由設定)
滾牙輪	外徑	Thread rolling die(mm)	Diameter	ø180 MAX
	內孔		Bore	ø54
	厚度		Length	35 , 50 , 70 , 100 , 150
	鍵槽		Keyway	10 x 5
滾輪軸行程間距		Distance of the rolling spindles (mm)		154 ~ 220
滾製量		Output(pieces/min)		1 ~ 12
滾輪軸傾角		Swivel of roll-axis		±4°
主軸馬力		Roller shaft motor		5.5 kw x 2 axis (伺服馬達，Servo motor)
右牙輪進給馬達		Right roller feeding motor		5.5 kw (伺服馬達，Servo motor)
右牙輪進給推力		Right roller feeding power (Nm)		27 (滾珠螺桿，Ball screw ø100)
淨重		Net weight (kg)		2800
毛重(裝箱)		Gross weight (kg)		3100
佔地面積		Operation required space (mm)		1700 x 1500 x 2500
裝箱尺寸		Shipping measurement (mm)		1900 x 1700 x 2450

機械特點 FEATURES

傳動齒輪經由熱處理後在本廠研磨部進行齒輪研磨加工，大幅提高傳動精度，耐用性。
After the heat treatment process, the transmission gears are ground by our gear grinding machines, the quality is greatly improved for transmission precision and durability.

傳動渦桿經由熱處理後在本廠研磨部進行螺紋研磨，配上磷青銅渦輪更密切結合使傳動平穩，耐用性高。
After the heat treatment process, the transmission worm shafts are ground by our thread grinding machines, the precise positioning and smooth motion can be ensured for matching with bronze gears.

進退牙輪的進刀螺桿經由本廠研磨部進行螺紋研磨， 使滾牙機調整進退刀時，定位精準，進退平順。
The feed and return movements of right thread rolling die are controlled by stroke shafts.
The shafts are ground by our thread grinding machines, the precision and the feed point can be ensured.

選 購 配 備 OPTIONAL ACCESSORIES

CE安全電控護罩

止付螺絲送料

六段變速箱(齒輪研磨級)

半自動/自動送料示範例



鎢鋼式&滾珠式支持片(案內板)

自動輸送機示範例

UNIFY
MACH & TOOLS
SINCE 1972

THREAD ROLLING DIES 滾牙輪



各式滾牙輪
Various thread rolling dies

29°長螺桿滾輪
29° ACME threads

管牙滾牙輪
Tubular thread rolling dies

29°渦桿滾牙輪
29° worm type screws